



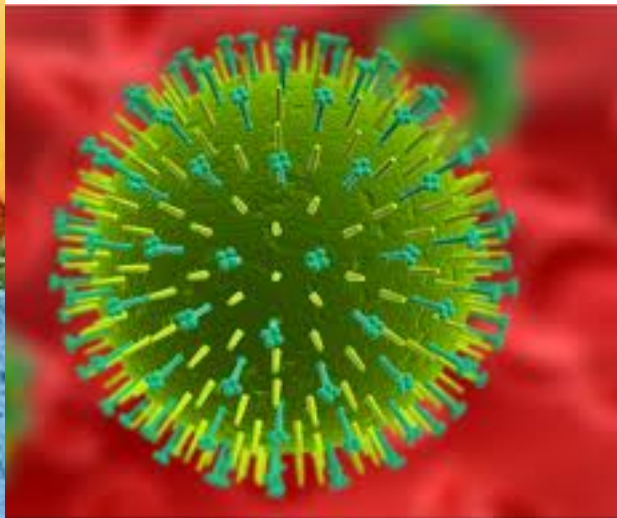
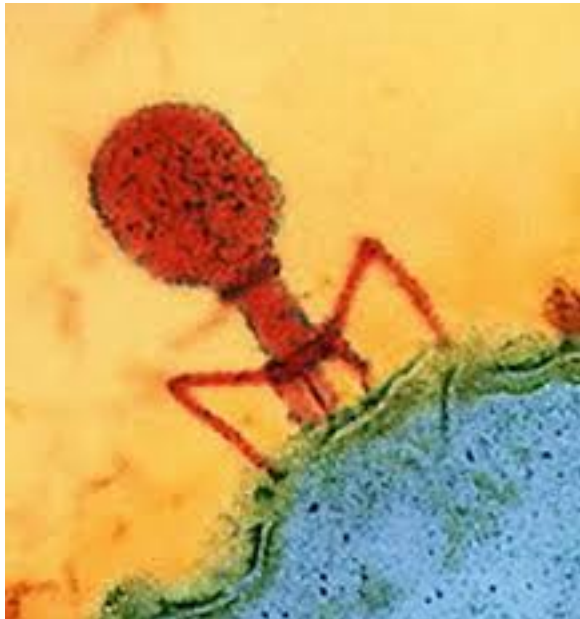

**Mammal Intestinal  
Tapeworm**



**Tiddley, Your  
Tummy Pal!**



# Disease Flip Book



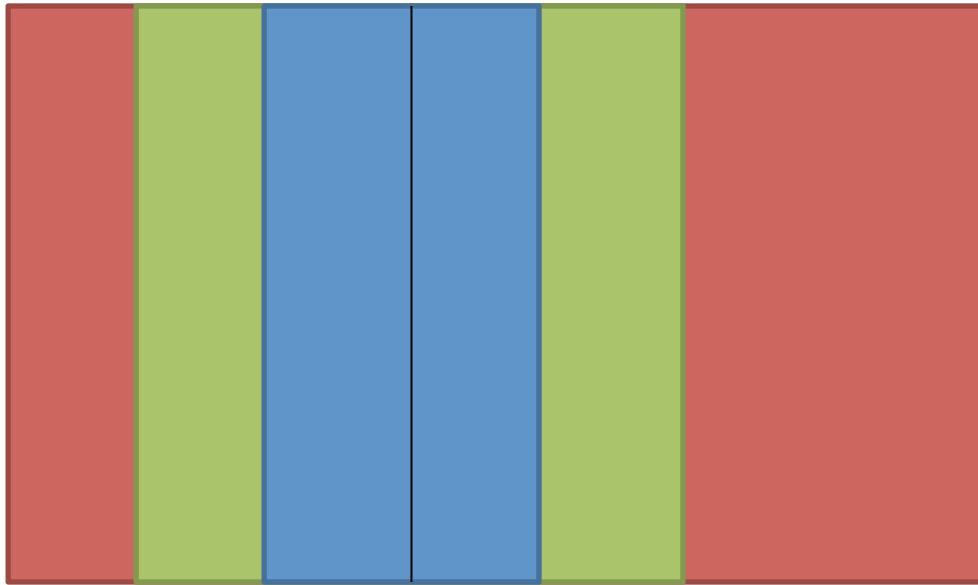
# Disease Flip Book

- Please choose 3 pieces of colored paper.
- Stagger them about  $\frac{1}{2}$  inch apart (about a finger width; see picture).



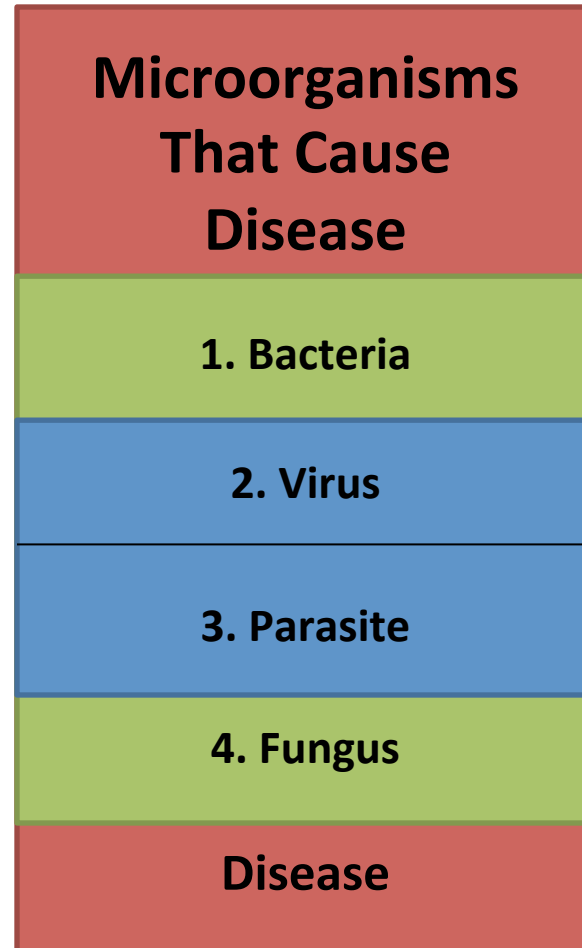
# Disease Flip Book

- Fold over the sheets of paper to make 6 “flaps.”



# Disease Flip Book

- Label your book like this



# Research

Now it's time for you to fill in the information!

- You will be assigned readings based on your color (next slides) .
- Readings contain information about all four microorganisms.
- Read them and record information in your flip book.
  - Do ONE section at a time.
  - Highlight or Underline as you read

# Reading Groups

Based on MAP Reading RIT Scores  
Winter 2013-2014

Name Missing = Group 2

Honors = Group 3

(Too tough? You can always go down a level)

Group	RIT Scores
Group 1	< 210
Group 2	210-220
Group 3	> 220

# Hour 3 Groups

## RED - Level 1:

**Paola, Ben K, John, Lindsey, Corissa, Ben S,  
Melanie, Elizabeth F, Sabrina, Elma**

## YELLOW - Level 2:

**Ashley, Franklin, Eddie, Nik, Cris, Taya, Jaden,  
Priya, Dayanara, Jordan, Maddie, Victoria,  
Sarai, Zaina**

## BLUE - Level 3:

**Nabil, Blake, Erin, Elizabeth P, Savanna**

# Flip Book Readings

- **Get it:** wikispaces page
- **Open it:** In Notability
- **Title it:** **Disease Flip Book Readings**
- **CREATE:** a Unit 9 folder
- **Move it:** move the flipbook readings to unit 9

## Bacteria

Would you believe that a single gram of soil—which is about the mass of a pencil eraser—may have more than 2.5 billion bacteria? A handful of soil may contain trillions of them.

All living things fit into one of three domains: Bacteria, Archaea, or Eukarya. The domain Bacteria consists of single-celled organisms that do not have a nucleus and has more individuals than all other domains combined. Members of the domain Bacteria live in soil, water, and other organisms. The domain Bacteria consists of some of the oldest forms of life on Earth, about 3.5 billion years!



# Page 1-4 Rules

For pages #1-4 you must include:

- 1. Pictures (3)** – Use inside flap
- 2. AT LEAST 4** facts about each microorganism.

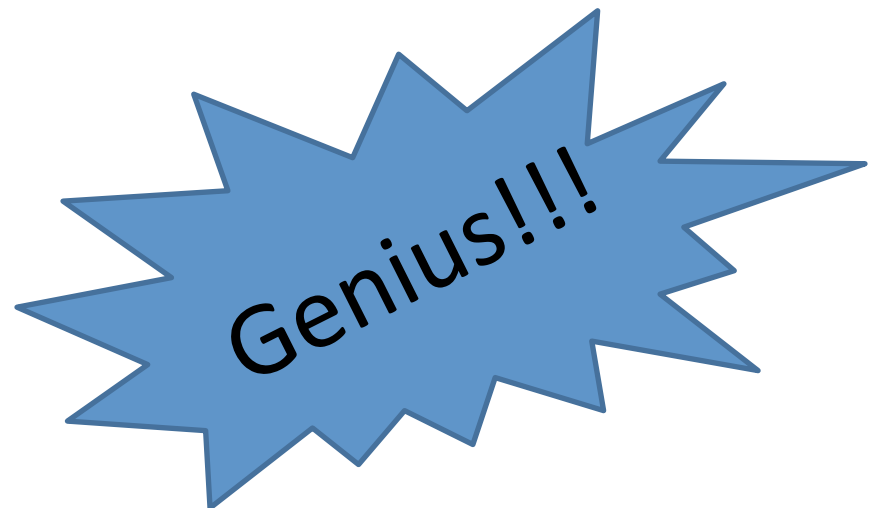
You may include:

- **Size**
- **Varieties/types**
- **Examples of diseases caused by this microorganism**
- **How this microorganism enters the body**
- **Treatment methods**
- **Reproduction**
- **Other interesting/important information**

# Example

- Divide your Fact page into 4 squares, one for each fact.
- Notice: My facts for bacteria are **ON** the page labeled “Bacteria.”

Bacteria Picture 1		Bacteria Picture 2		Bacteria Picture 3	
Rod		Sphere		Spiral	
Fact 1			Fact 2		
Fact 3			Fact 4		
1. Bacteria					
2. Virus					
3. Parasite					
4. Fungus					
Disease					



# Disease (last page)

- Use top & bottom flap

## Top Flap: Infectious Disease

- Write the **definition**
- Draw **1 picture** in the style of a comic strip
- Give **3 examples**

---

## Bottom Flap: Noninfectious Disease

- Write the **definition**
- Draw **1 picture** in the style of a comic strip
- Give **3 examples**

\*(See page 710 and/or Glossary in textbook)

# Time Permitting...

- Return to your assigned seat.
- Trade your flip book with a partner.
- Read through their flip book and make a small star (★) next to the fact that you think is the most interesting/important on each page.

# Four Corners

A Review Game

# Four Corners

- We are now going to play a little game with our new knowledge of the 4 microorganisms that cause disease.
- In each corner you will see a sign, one for each microorganism.
- I will read a clue and you have 30 seconds to look through your flip book to identify the correct microorganism(s).

# Four Corners

- Don't move until I say, "Go"
- Then **point directly** to the correct corner
  - Do not give anyone clues about where you are going to point
- For each correct corner you choose, you will earn **1 point**.

Ready?



# **1. ANTIBIOTICS WILL NOT WORK ON THESE.**

**VIRUS (or Parasite or Fungus)**

**2. THESE ARE THE SMALLEST OF ALL  
THE MICROORGANISMS.**

**VIRUS**

**3. THESE ARE PLANT-LIKE ORGANISMS  
THAT ARE OFTEN MANY-CELLED.**

**FUNGUS**

**4. THESE ARE BASICALLY GENES  
SURROUNDED BY A PROTEIN COAT.**

**VIRUS**

**5. THESE MIGHT BE SHAPED LIKE  
RODS, SPHERES, OR SPIRALS.**

**BACTERIA**

**6. MANY SCIENTISTS ARGUE THESE  
ARE NOT LIVING THINGS.**

**VIRUS**

**7. SOME OF THESE ARE USED IN  
MEDICINES AND FOODS, BUT OTHERS  
CAN CAUSE DISEASE.**

**BACTERIA & FUNGUS**

**8. ILLNESS FROM THESE CAN BE  
PREVENTED BY VACCINES.**

**VIRUS**



**9. THESE ARE THE MOST NUMEROUS  
LIFE-FORMS ON EARTH.**

**BACTERIA**

**10. THESE MIGHT BE SHAPED LIKE  
SPHERES, CRYSTALS, CYLINDERS, OR  
SPACECRAFT.**

**VIRUS**

**11. SOME OF THESE ARE MICROSCOPIC;  
OTHERS CAN BE UP TO 2 METERS  
(OVER 6 FEET) LONG!**

**PARASITE**

**12. THESE REPRODUCE ONLY INSIDE  
A HOST CELL.**

**VIRUS**

**13. ANTIBIOTICS WILL HELP A PERSON  
RECOVER FROM ILLNESS CAUSED BY  
THESE.**

**BACTERIA**

**14. THESE CAN COME FROM BUG  
BITES OR CONTAMINATED FOOD.**

**PARASITE (or bacteria)**

**15. PROTOZOA, HELMINTHS, AND  
ECTOPARASITES ARE THE 3 MAIN  
CATEGORIES.**

**PARASITE**

**16. THESE ARE OFTEN PASSED FROM  
ANIMALS TO HUMANS AND VISE-  
VERSA.**

**PARASITE**



**17. THESE ORGANISMS HAVE CELLS  
WITH A NUCLEUS.**

**PARASITE & FUNGUS**

**18. THESE ARE ALL SINGLE-CELLED  
AND HAVE NO NUCLEUS!**

**BACTERIA**

# THE END!

Add up your score (18 possible points).